



RTView Enterprise Monitor® Solution Brief for Oracle Environments



RTVIEW SOLUTION PACKAGES FOR ORACLE ENVIRONMENTS

For Oracle Coherence

Provides deeper, real-time diagnostics and intelligence for Oracle Coherence applications during development, test and production phases of the application lifecycle.

For Oracle WebLogic

Provides application and cluster level visibility of WebLogic environments. Made more powerful by the ability to correlate metrics with Oracle Database, Coherence as well as middle-ware from IBM and TIBCO.

For Oracle Database

Offers DBAs the ability to view database performance, contention and interaction with WebLogic, Coherence and middleware from other vendors.

CONNECTOR FOR ORACLE ENTERPRISE MANAGER

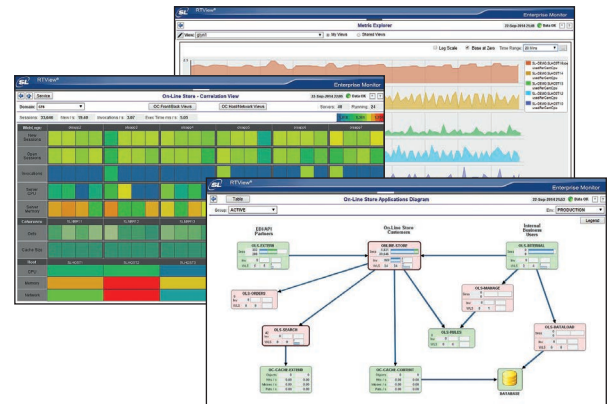
Provides advanced visualizations and correlations of Oracle components in heterogeneous environments utilizing data collected by OEM.

REAL-TIME INTELLIGENCE FOR ORACLE POWERED APPLICATIONS AND PAAS

As Oracle continues to expand its product line through acquisition, IT leaders are faced with the complex challenge of maintaining superior service levels and obtaining a clear, complete view of the health and performance of their growing applications portfolio. However, Oracle Enterprise Manager (OEM) has been unable to keep pace with these new acquisitions, and continues to suffer from performance, scalability and functional gaps that must be addressed in order to maintain optimal application health.

RTView Enterprise Monitor® and the Solution Packages and Database for Oracle Coherence, WebLogic provide a unique window into the runtime workings of your Oracle-powered applications. Data is collected, analyzed and presented

in real-time without the latency associated monitoring tools like OEM. Designed to monitor and diagnose custom applications, RTView and its Solution Packages for Oracle environments provides real-time and historical intelligence beyond the capabilities of Oracle's native tools.




EXTENDS OEM WITH REAL-TIME MONITORING ACROSS VENDORS AND TIERS

End-to-End, Heterogeneous – RTView and its Solution Packages monitor and diagnose the health of Oracle (Database, Coherence, WebLogic, JVMs), non-Oracle (IBM, TIBCO, Solace, VMware, Amazon, Microsoft) and Open Source components (MYSQL, Tomcat, Glassfish).

Total Middleware Visibility – RTView is designed from the ground up to provide a deeper set of metrics, finer-grained sampling rates, and powerful correlations and visualizations that enable you to see what's happening across your middleware tiers and supporting infrastructure, as well as predict and avoid application performance hits and outages.

Real-Time Intelligence – long time OEM users are accustomed to system polling intervals of 5, 10 or 15 minutes. RTView can sample at sub-second rates although between 1 and 10 seconds is used in most environments. RTView comes from a heritage of real-time industrial controls for customers like NASA, Honeywell and the Kennedy Space Center. For over a decade, SL engineers have brought the notion of real-time monitoring to enterprise applications.

Rapid Install, Rapid Insight – gaining end-to-end visibility of your most critical applications may take weeks or even months to configure with OEM. The typical RTView agentless install can be done in hours, with the most complicated implementations taking one or two days.



RTVIEW USE CASES FOR ORACLE ENVIRONMENTS

Pervasive Monitoring Throughout the Application Lifecycle

With many enterprise development shops adopting agile, fail-fast methodologies to develop applications, it is often difficult to depend on a consistent method of monitoring application health and resource consumption from idea to market. RTView provides this view and obviates the need for developers to code it into the application.

Real-time Diagnostics Across Entire Oracle-Powered Enterprise PaaS

As more enterprises rely on custom development to differentiate and grow revenue, IT leaders are looking to leverage efficiencies by creating a standard Platform as a Service (PaaS), built on Oracle Databases and middleware. RTView enables service-centric monitoring across all tiers, reducing operating costs and enabling greater reliability.

Intuitive Cockpit Views Across Development, DevOps, IT Ops and Application Owners

RTView enables deep visibility into application health state across development, test/QA, dev/ops and delivery support teams. With powerful, intuitive features designed for multiple roles, RTView's performance, application context, and a wide range of views, correlations and diagrams serve IT roles from CIO to DBA.

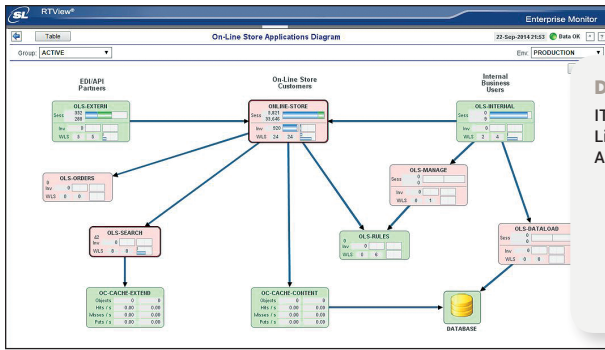
Consolidated View of Cloud-scale Grid-Enabled Applications

Applications powered by Oracle WebLogic and Coherence are often the most critical and valuable to the business. But large scale, distributed apps can be difficult to diagnose and monitor. RTView provides operational visibility into interdependencies from the app level to the infrastructure (physical and virtual) and network levels.

RTVIEW AND ORACLE ENTERPRISE MANAGER

Virtually all RTView customers that monitor Oracle Database, WebLogic or Coherence also rely on Oracle Enterprise Manager (OEM) to handle the day-to-day management of these components. RTView extends the monitoring capabilities of OEM with real-time analytics, holistic cross-tier and cross-vendor healthstate intelligence and advanced visualizations. The following table reflects the different strengths and focus areas of both products. Applications powered by Oracle WebLogic and Coherence are often the most critical and valuable to the business. But large scale, distributed apps can be difficult to diagnose and monitor.

Feature	SL RTView Enterprise Monitor®	Oracle Enterprise Manager
Design Goals	End-to-End Application Monitoring, Service Modeling	Oracle Systems & Applications Management & Monitoring
Cross-vendor monitoring (Oracle, TIBCO, IBM, VMware, Solace, Open Source, etc.)	Full	Oracle Only
Cluster visibility in a single view	Full	Partial
Cache data visibility	Yes	Yes
Aggregate data analysis	Yes	Yes
Single trend time-series analysis	Yes	Yes
Multi trend time-series analysis	Yes	No
Service model/application-centric views	Yes	No
Real-time data refresh	Yes	No
Cross-tier and cross-vendor correlation	Yes	No
Integrated alert management across vendor stack	Yes	No
Rapid installation and accelerated time to value	Yes	No
Agentless data collection	Yes	No
Scalable and Open Architecture	Yes	No




APPLICATION AND SERVICE DIAGRAMS

DASHBOARD VIEWS FOR:
 IT Leadership
 Line of Business
 Application Architects

Monitoring and Diagnosing:
 Application Health
 App/PaaS Service Levels
 Resourced Consumption
 Dependencies
 Capacity

RTView can create custom application diagrams that immediately convey the status of multiple applications, key components of individual apps or all major subsystems of an enterprise PaaS.



APPLICATION COMPONENT CORRELATION

WebLogic Clusters (w/load balancing)
 Sessions
 Invocations
 CPU
 Memory

Coherence Clusters (w/load balancing)
 Gets
 Cache Size

VM or Host
 CPU
 Memory
 Network

Correlation, summary and grid views provide more detail yet still instantly communicate unambiguous health and status. The correlation view shows several applications, each with WebLogic and Coherence clusters displaying health and status of their hosts, VMs and networks and even instant assessment of cluster load balancing.



CROSS-TIER, CROSS VENDOR INSIGHTS

REAL-TIME TRACKING OF ENDLESS CUSTOM PERMUTATIONS

Targets
 Application
 Database
 Middleware
 Data Grid
 Message Queue
 Host
 VM

Metrics
 User Experience
 Performance
 Contention
 Load Balance
 Capacity
 Memory
 Latency

While many management and monitoring tools allow you to correlate metrics, RTView enables cross-correlation of metrics across tiers and vendors. Want to monitor CPU usage of VMware VM, correlated to Oracle Database performance, cross-correlated to a TIBCO message queue and a Tomcat application server? You can create these custom views in minutes with RTView.



HISTORY HEAT MAPS

PROCESS NODES
 Connections
 Stability
 Communications
 Invocations
 CPU, Memory, JVM

Storage, Cache, Extend, Proxy Nodes

Although RTView provides unique, real-time monitoring across your PaaS, part of the hidden power of the platform is its ability to store and manage historical performance data so that developers, testers and application support teams can get precise diagnostic information in order to debug, tune or do capacity planning based on historical analytics from the dev, test or runtime environments.

RTView Enterprise Monitor®



RTVIEW INSIGHTS AND VIEWS FOR ORACLE ENVIRONMENTS

Oracle Coherence

- Heatmaps for proxies, extends, nodes and clusters
- History heatmaps for services, caches and cluster nodes
- Summary and detailed views of caches, nodes, alerts, CPU, memory, network

Oracle WebLogic

- Application view and correlations with Coherence and Oracle DB
- Heatmaps at server, cluster and application levels
- JMS server grid, summary and trends views
- JVM metrics, threadpool info and persistent store runtime details

Oracle Database

- Heatmaps for databases and instances
- Execution trends for query time, reads, commits, rollbacks, etc.
- Drill down and historical analysis of instance details
- Correlation with Coherence cache/storage nodes and WebLogic clusters

USE OF RTVIEW ACROSS IT AND BUSINESS ROLES

RTView Enterprise Monitor® and Solution Packages are used by a variety of IT roles and teams.

IT Leadership – CIOs, VPs of Enterprise Applications and VPs of Development use service level diagrams and application healthstate dashboards to monitor life-or-death applications and gain instant insight into the source of an outage or performance hit.

Application Owners within the business often have the most at stake for applications uptime and performance. They need both real-time diagnostics and historical analytics to preserve revenue and profitability.

IT Operations Teams – Middleware, DBAs and Infrastructure support teams use RTView to quickly assess the magnitude of problems and prioritize operational metrics before the phones start to ring.

Applications Support Teams play a key role in establishing and meeting services levels and need high degrees of accuracy and speed in their application monitoring endeavors.

Enterprise Architects and Developers use RTView to monitor run-time characteristics and resource usage of their applications through dev, test and rollout.

The RTView product architecture delivers both real-time response and historical performance and service level analytics. It provides rapid install and configuration as well as endless customization and extensibility.

For more information about how the Solution Package for Oracle Coherence and RTView Enterprise Monitor can deliver real-time intelligence to help your organization assess the performance and health state of complex, distributed applications, please visit www.sl.com or call **+1 415.927.8400**.

